

## Hoja de datos

020MTR1P1T

Manipulador, 2 posiciones, 1 permanente 1 temporal, H 45



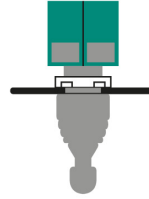
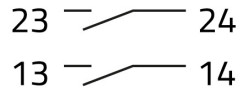
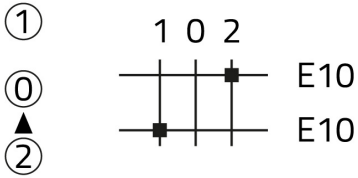
## Características

|                         |  |
|-------------------------|--|
| <b>Rango</b>            | Manipuladores Ø 22                                       |
| <b>Componente</b>       | Manipulador de 2 posiciones H 45 mm                      |
| <b>Código</b>           | 020MTR1P1T   |
| <b>Descripción</b>      | Manipulador, 2 posiciones, 1 permanente 1 temporal, H 45 |
| <b>Color</b>            | Grigio RAL7016   |
| <b>Peso</b>             | 38,0   |
| <b>Arancel aduanero</b> | 85365080   |
| <b>GTIN</b>             | 8052878004804  |

## Datos técnicos

|  |  |
|--|--|
| <b>Approvals</b>                         | CE, UL, CSA                                      |
| <b>Compliance with standards</b>         | IEC-EN60947-1, IEC-EN60947-5-1, UL508, CSA C22-2 |
| <b>Compliance with standards</b>         | UNI CEI EN 45545-2, CEI EN 61373                 |
| <b>Operating temperatures</b>            | -40° ÷ +70°C                                     |
| <b>Environmental operating values</b>    | +25°C-97%RH / +45°C-93%RH (IEC-EN60068-2-30)     |
| <b>Protection degree</b>                 | IP66 - IP69 (IEC-EN60529)                        |
| <b>Protection against impact</b>         | IK03 (IEC-EN62262)                               |
| <b>Mechanical durability</b>             | 1.000.000 Operations                             |
| <b>Shock resistance</b>                  | 30g duration=18ms (EN-IEC 60068-2-27)            |
| <b>Shock resistance</b>                  | 50g duration=11ms (EN-IEC 60068-2-27)            |
| <b>Vibration resistance</b>              | 5g f= 2...500Hz (EN-IEC 60068-2-6)               |
| <b>Contact blocks configuration</b>      | Max no. 4 blocks (2+2)                           |
| <b>Material</b>                          | PA Polyamide                                     |
| <b>Cap or bellow material</b>            | Silicon rubber                                   |
| <b>Locking ring material</b>             | Zamak zinc alloy                                 |
| <b>Fixing diameter</b>                   | 22.5mm - Thickness 1÷6mm                         |
| <b>Tightening torque</b>                 | 2 ÷ 3Nm (17.7 ÷ 26.6 Lb-in)                      |
| <b>Protection against electric shock</b> | Class II (IEC-EN61140)                           |
| <b>Warranty period</b>                   | 18 months  |

# Dibujos técnicos



020G  
020E10  
020E10

