

## Datablad

020PD911

Lamphouder BA9S, directe voeding, 1 contact N.O. + 1 contact N.C.



## Kenmerken

|                     |   |
|---------------------|---|
| <b>Bereik</b>       | Lamphouder BA9S Ø 22  |
| <b>Component</b>    | Lamphouder BA9S, 1 N.O.+1 N.C.                                    |
| <b>Rubriek</b>      | 020PD911  |
| <b>Omschrijving</b> | Lamphouder BA9S, directe voeding, 1 contact N.O. + 1 contact N.C. |
| <b>Kleur</b>        | Rosso-Verde   |
| <b>Gewicht</b>      | 37,0  |
| <b>Douanetarief</b> | 85365080  |
| <b>GTIN</b>         | 8052878005214   |

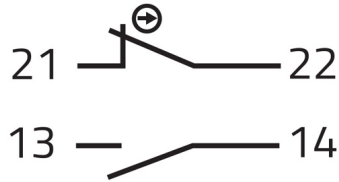
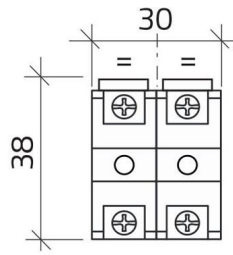
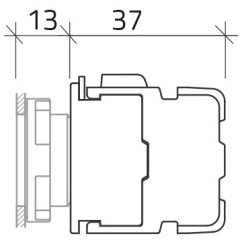
## Technische gegevens

|   |   |
|---|---|
| <b>Approvals</b>                            | CE, UL, CSA   |
| <b>Compliance with standards</b>            | IEC-EN60947-1, IEC-EN60947-5-1, UL508, CSA C22-2                    |
| <b>Compliance with standards</b>            | UNI CEI EN 45545-2, CEI EN 61373                                    |
| <b>Operating temperatures</b>               | -40° ÷ +70°C  |
| <b>Environmental operating values</b>       | +25°C-97%RH / +45°C-93%RH (IEC-EN60068-2-30)                        |
| <b>Protection degree</b>                    | IP20 (IEC-EN60529)  |
| <b>Mechanical durability</b>                | 5.000.000 Operations  |
| <b>Shock resistance</b>                     | 30g duration=18ms (EN-IEC 60068-2-27)                               |
| <b>Shock resistance</b>                     | 50g duration=11ms (EN-IEC 60068-2-27)                               |
| <b>Vibration resistance</b>                 | 5g f= 2...500Hz (EN-IEC 60068-2-6)                                  |
| <b>Pollution degree for installation</b>    | 3   |
| <b>Housing material</b>                     | PA Polyamide  |
| <b>Bulb-holder clamping spring material</b> | Stainless steel AISI 304  |
| <b>Terminal screw</b>                       | Tightening torque 0.8÷1 Nm (IEC-EN60947-1)                          |
| <b>Terminal screw head shape</b>            | Combined:cross Phillips2 or slotted flat D.5mm max                  |
| <b>Terminal screw material</b>              | Zinc plated steel   |
| <b>Terminal screw connections</b>           | min 1x0.5mm <sup>2</sup> (20AWG) - max 2x2.5mm <sup>2</sup> (14AWG) |
| <b>Cable lugs</b>                           | Fork type "spring spade" for screw M3.5 / W=6.4mm                   |
| <b>Bulb type</b>                            | Ba9S 400V - 2W max (not included)                                   |
| <b>Full voltage power supply</b>            | IEC: 400V AC-DC 2W max UL-CSA: 250V AC-DC 2W max                    |

|  |  |
|--|--|
| <b>Contact material</b>                        | Ag 1000/1000                                       |
| <b>Contact movement</b>                        | Slow action contact                                |
| <b>Contacts</b>                                | Self cleaning by pads creeping                     |
| <b>NC contact operating travel</b>             | 1.0mm NC change the state - 5mm total              |
| <b>NO contact operating travel</b>             | 3.6mm NO change the state - 5mm total              |
| <b>NC contacts (all versions)</b>              | Positive opening function (IEC-EN60947-5-1 ann.K)  |
| <b>NC contacts</b>                             | Minimum positive opening travel: 1mm               |
| <b>NC contacts (all versions)</b>              | Minimum force for positive opening: 1.5N           |
| <b>NC contacts (all versions)</b>              | Total travel including overtravel: 5mm             |
| <b>Operating force (all version)</b>           | 2N   |
| <b>Rated insulation voltage</b>                | Ui 690V - Uimp 4KV (IEC-EN60947-1)                 |
| <b>Rated thermal current</b>                   | Ith 10A (IEC-EN60947-1)                            |
| <b>Rated conditional short-circuit current</b> | 1000A (IEC-EN60947-1)                              |
| <b>Short-circuit protective device</b>         | 10A cartridge fuse gG 10x38mm (IEC-EN60947-5-1)    |
| <b>Electrical ratings</b>                      | AC15-DC13 (IEC-EN60947-5-1) - A600-P300 (UL 508)   |
| <b>Electrical reliability</b>                  | <10exp(-8)5mA in clean environment IEC-EN60947-5-4 |
| <b>AC Performances</b>                         | AC 24V-10A, 120V-6A, 240V-3A, 600V-1.2A            |
| <b>DC Performances</b>                         | DC 24V-5A, 120V-1.1A, 240V-0.55A                   |
| <b>Warranty period</b>                         | 18 months  |

# Technische tekeningen

020



032

