


## Datablad

030M4T44

Joystick, 4 posities, 4 Tijdelijke, 4 N.O.+4 N.C.



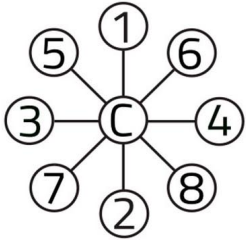
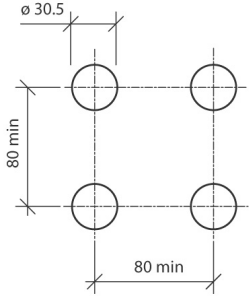
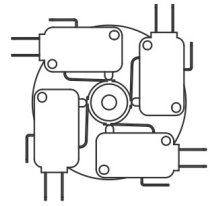
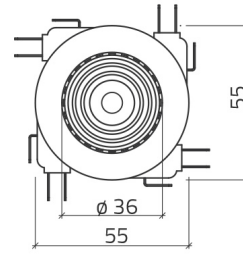
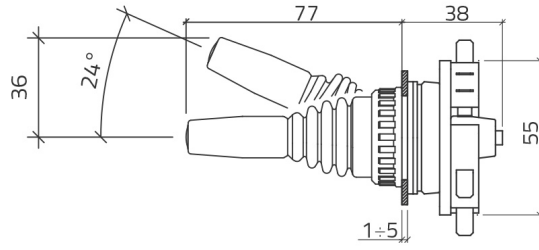
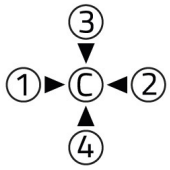
## Kenmerken

|                     |   |
|---------------------|---|
| <b>Bereik</b>       | Joysticks Ø 30                                    |
| <b>Component</b>    | Joysticks 4 posities tijdelijke                   |
| <b>Rubriek</b>      | 030M4T44  |
| <b>Omschrijving</b> | Joystick, 4 posities, 4 Tijdelijke, 4 N.O.+4 N.C. |
| <b>Kleur</b>        | Nero  |
| <b>Gewicht</b>      | 213,0   |
| <b>Douanetarief</b> | 85365080  |
| <b>GTIN</b>         | 8052878029333                                     |

## Technische gegevens

|  |  |
|--|--|
| <b>Approvals</b>                         | CE, (UL-CSA Microswitch only)                      |
| <b>Compliance with standards</b>         | IEC-ENC60947-1, IEC-EN60947-5-1                    |
| <b>Operating temperatures</b>            | -25° ÷ +65°C                                       |
| <b>Protection degree</b>                 | IP65 (IEC-EN60529)                                 |
| <b>Mechanical durability</b>             | 2.000.000 Operations                               |
| <b>Cap or bellow material</b>            | Silicon rubber                                     |
| <b>Housing material</b>                  | PA Polyamide                                       |
| <b>External bezel material</b>           | Chromed zinc alloy                                 |
| <b>Internal parts material</b>           | Lever, springs, bushing - stainless steel AISI 304 |
| <b>Microswitches flange material</b>     | Stainless steel AISI 304                           |
| <b>Fixing diameter</b>                   | 30.5mm - Thickness 1÷6mm                           |
| <b>Tightening torque</b>                 | 2 ÷ 3Nm (17.7 ÷ 26.6 Lb-in)                        |
| <b>Rated insulation voltage</b>          | Ui 300V - Uimp 2.5KV (IEC-EN60947-1)               |
| <b>Protection against electric shock</b> | Class II (IEC-EN61140)                             |
| <b>Microswitch contact form</b>          | SPDT (single pole double throw)                    |
| <b>Microswitch terminals</b>             | Quick connect #250 (6.35mm)                        |
| <b>Microswitch electrical ratings</b>    | 250VAC - 15A (resistive load)                      |
| <b>Microswitch electrical ratings</b>    | 250VDC - 0.3A / 125VDC - 0.6A (resistive load)     |
| <b>Microswitch electrical durability</b> | 100.000 operations                                 |
| <b>Warranty period</b>                   | 18 months  |

# Technische tekeningen



|                                    | 8 | 6 | 4 | 2 | 0 | 1 | 3 | 5 | 7 |
|------------------------------------|---|---|---|---|---|---|---|---|---|
| MICROINTERRUTTORE<br>MICROSWITCHES | 1 |   |   |   |   |   |   |   |   |
| 2                                  |   |   |   |   |   |   |   |   |   |
| 3                                  |   |   |   |   |   |   |   |   |   |
| 4                                  |   |   |   |   |   |   |   |   |   |

