

## Datenblatt

030SFPLAB

Beleuchteter Drehknopf-Wahlschalter, weiß, flächenbündig, 2 Positionen, Cam A



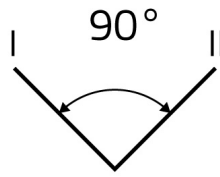
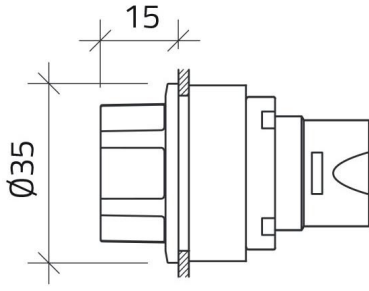
## Merkmale

|                        |   |
|------------------------|---|
| <b>Baureihe</b>        | Beleuchtete Drehknopf-Wahlschalter Ø 30                                       |
| <b>Komponenten</b>     | Drehknopf-Wahlschalter 2 Positionen   |
| <b>Artikel-Nr.</b>     | 030SFPLAB   |
| <b>Beschreibung</b>    | Beleuchteter Drehknopf-Wahlschalter, weiß, flächenbündig, 2 Positionen, Cam A |
| <b>Farbe</b>           | Bianco  |
| <b>Gewicht - gr</b>    | 36,0  |
| <b>Zolltarifnummer</b> | 85365080  |
| <b>GTIN</b>            | 8052878037475   |

## Dati tecnici

|   |   |
|---|---|
| <b>Approvals</b>                                  | CE, UL, CSA                                       |
| <b>Compliance with standards</b>                  | IEC-EN60947-1, IEC-EN60947-5-1, UL508, CSA C22-2  |
| <b>Compliance with standards</b>                  | UNI CEI EN 45545-2, CEI EN 61373                  |
| <b>Operating temperatures</b>                     | -25° ÷ +65°C                                      |
| <b>Environmental operating values</b>             | +25°C-97%RH / +45°C-93%RH (IEC-EN60068-2-30)      |
| <b>Protection degree</b>                          | IP65 (IEC-EN60529)                                |
| <b>Protection against impact</b>                  | IK04 (IEC-EN62262)                                |
| <b>Mechanical durability</b>                      | 1.000.000 Operations                              |
| <b>Shock resistance</b>                           | 30g duration=18ms (EN-IEC 60068-2-27)             |
| <b>Shock resistance</b>                           | 50g duration=11ms (EN-IEC 60068-2-27)             |
| <b>Vibration resistance</b>                       | 5g f= 2...500Hz (EN-IEC 60068-2-6)                |
| <b>Contact blocks configuration</b>               | Max no. 4 blocks (2+2)                            |
| <b>Knob or lever material</b>                     | PC Polycarbonate                                  |
| <b>External bezel material</b>                    | Anodized aluminum                                 |
| <b>Locking ring material</b>                      | Zamak zinc alloy                                  |
| <b>Fixing diameter</b>                            | 30.5mm - Thickness 1÷6mm                          |
| <b>Tightening torque</b>                          | 2 ÷ 3Nm (17.7 ÷ 26.6 Lb-in)                       |
| <b>Illuminated selector switch (all versions)</b> | It is mandatory to use LED bulbs type 010BA9SLxxx |
| <b>Protection against electric shock</b>          | Class I (IEC-EN61140)                             |
| <b>Warranty period</b>                            | 18 months   |

## Disegni tecnici



### CAM A

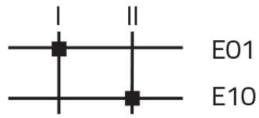


13 — 14



020E10  
020PD9

### CAM A



21 — 22

13 — 14



020E01  
020E10  
020PD9

